

Panasonic


BUSINESS

PT-RZ570 Series

1-Chip DLP™ Projectors

PT-RZ570
PT-RZ575

Proven Endurance Delivers Better Results at Lower Cost



PT-RZ570W

Worldwide
Olympic Partner



Worldwide
Paralympic Partner





1-Chip DLP™ Projector

PT-RZ570

Set a New Standard for Picture Quality and Low-Maintenance Endurance in Versatile Applications with Acclaimed SOLID SHINE Laser Technology




PT-RZ570W



PT-RZ570B

5,400 lm (Center)	5,200 lm	WUXGA	20,000 : 1
-------------------	----------	-------	------------



1-Chip DLP™ Projector

PT-RZ575

Engineered for Unfailing Set-and-Forget Rear-Projection Reliability in Surveillance, Signage, and Exhibition Roles



PT-RZ575

5,200 lm (Center)	5,000 lm	WUXGA	20,000 : 1
-------------------	----------	-------	------------

SOLID SHINE Laser: Engineered for Professionals, by Professionals

Bright, rich, high-contrast images don't fade away fast with SOLID SHINE Laser. In fact, image quality and endurance outstrips that of competitive lamp projectors with almost no maintenance required. A deep set of practical features makes configuring these projectors for reliable 24/7 operation quick and simple in both permanent and temporary installations. Whether you choose the PT-RZ570 for its brilliant pictures in classrooms, boardrooms, or office meeting spaces, or the PT-RZ575 for its out-of-the-box rear-projection setup intended for surveillance centers, museums, and exhibitions, expect big savings and less stress with superior all-round imaging performance.



What do I want in a projector?

Excellent Picture Quality



Bright Pictures in WUXGA

SOLID SHINE Laser is paired with the latest 1-Chip DLP™ technology to guarantee bright and detailed pictures. Powerful solid-state light source and four-segment color wheel boosts color performance without sacrificing brightness.

Image Quality Maintained



Anti-Dust Protection

These projectors are virtually dustproof thanks to sealed optics. Forget downtime: with no lamp or filter replacement, and the image-degrading effect of dust minimized, you can expect about 20,000 hours* of maintenance-free projection with consistently brilliant picture quality.

* Panasonic recommends cleaning or checkup at point of purchase after 20,000 hours (approximately). Light source lifetime may be reduced depending on environmental conditions. Dustproof tests are conducted to confirm operational effectiveness under conditions with 0.15 mg/m³ of particulate matter (based on tests by the American Society of Heating, Refrigerating, and Air-Conditioning Engineers (ASHRAE), and the Japanese Building Maintenance Association). Measurements are made using acceleration tests.

Low Running Costs



Low Total Cost of Ownership

SOLID SHINE Laser projectors are cheaper to run, end of story. They require almost no maintenance, and with a variety of ECO features, use much less energy to operate continuously.

Instant Projection



Quick Start* and Quick Off

Because the PT-RZ570 Series is powered by SOLID SHINE Laser, you can turn the projector on and off any time you like. With Quick Startup Mode, projection begins in about one second*. No warm up period, no wait.

* When ECO MANAGEMENT > QUICK STARTUP is set to ON, Quick Start is unavailable after Available Period setting has expired. When QUICK STARTUP is set to ON, the projector continues to warm up, increasing power consumption.

Free Installation



360-degree Projection

SOLID SHINE Laser projectors can be mounted vertically or horizontally through 360 degrees. This flexibility enables projection from virtually any angle.

Reduced Operational Noise



Quiet Running

A variety of technologies work together to reduce operational noise to just 28 dB* in Silent Mode, minimizing distracting noise and keeping audiences focused on the presentation.

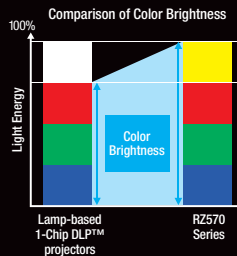
* In Silent Mode. 33 dB in Normal/Eco Mode.

Achieving High Brightness and Accurate Colors with SOLID SHINE Laser and DLP™ Imaging Technology



SOLID SHINE Laser Enhanced with the Latest DLP™ Technology

Together with the latest DLP™ module for detailed WUXGA resolution and new-generation solid-state laser diodes for high brightness, PT-RZ570 Series' outstanding performance stems from a Quartet Color Harmonizer wheel mechanism that reduces light energy loss while combining four segments to produce purer white. A heat-resistant phosphor wheel and optimized laser drive, meanwhile, boost perceived brightness and improve color accuracy.



Natural White Balance

Quartet Color Harmonizer is able to capture a wider section of the color gamut than comparable projectors, which in turn allows the mechanism to reproduce white more realistically on screen. In conventional projectors, if an ideal white balance isn't achieved, images can appear with a distracting greenish tint.

Laser Module Maintains Picture Quality for Longer

Thanks to the long-lasting laser light-source module, there are no lamps to replace. Color and brightness degrades more gradually and in a linear rather than exponential fashion. As well as reducing maintenance hassle, picture quality is maintained for longer.


Rich Color Enhancer

Rich Color Enhancer offers a Dynamic Mode setting to increase image brightness, or Graphic Mode/Standard Mode, which adjusts color-wheel timing to produce deeper, richer colors in rooms where maximum brightness is unnecessary.

Dynamic Mode - for Brighter Images



Standard / Graphic Mode - for Colorful Images




Convenient Features Make Life Easy

Silent 28 dB*1 Operation

Efficient cooling, color-wheel speed control, and light output efficiency helps keep operational noise down to a nearly inaudible 28 dB*1 to let the audience immerse more deeply in presented content.

Auto Screen Image Rotation

Images are automatically*2 rotated depending on installation orientation—upside down on the ceiling or set on a table—using a built-in angle sensor.



Free 360-degree Rotation

Projection is possible in any direction vertically and horizontally, and the unit can be rotated 360 degrees for installation at any angle.



Quick Start*3 and Quick Off

The laser light source does not require any warm-up time, so images appear almost instantly (about one second*3) with PT-RZ570 Series projectors. There's also no cooling time required when turning the power off. Users can turn the projector on and off whenever necessary.



*1 In Silent Mode. 33 dB in Normal/Eco Mode. *2 Manual setting also available via setup menu. *3 When ECO MANAGEMENT > QUICK STARTUP is set to ON. Quick Start is unavailable after Available Period setting has expired. When QUICK STARTUP is set to ON, the projector continues to warm up, increasing power consumption.

Outstanding Brightness and Picture Quality

Dynamic Contrast Function

The PT-RZ570 Series features technology that directly modulates laser power output, enabling high contrast while reducing power consumption. Digitally controlled frame-by-frame scene-linking modulation ensures precisely adjusts light output, achieving accurate 20,000:1^{**} contrast even when bright and dark scenes suddenly or frequently interchange.



Bright Image



Dark Image

Daylight View Basic Produces Crisp Images in Bright Rooms

Panasonic's Daylight View Basic technology achieves sharp, comfortably viewed images by enhancing detail, particularly in dark areas of the image that are normally difficult to see in brightly lit rooms. A built-in sensor measures ambient light while Daylight View Basic adjusts halftone color and brightness according to the surrounding level of illumination.



Conventional Projector



Daylight View Basic

Detail Clarity Processor 3 Sharpens Fine Details

This unique Panasonic circuit optimizes the sharpness of each image based on the super high, high, medium, and low frequency components of the extracted image information. The resulting images are expressed with natural realism.



Conventional Projector



Detail Clarity Processor 3

DICOM Simulation Mode^{*5}

This imaging mode is similar to the DICOM Part 14 medical imaging standard. It lends a film-like resolution to X-ray images, making the PT-RZ570 Series ideal for medical presentations and training.



Normal Mode



DICOM Simulation Mode

Long-lasting Reliability and Low Maintenance

Dust-Resistant Airtight Optical Block

PT-RZ570 Series' optical block—the heart of these projectors—is airtight. The design has passed stringent testing to assure reliable operation in dusty environments with 0.15 mg of particulate matter per cubic meter (based on American Society of Heating, Refrigerating, and Air-Conditioning Engineers [ASHRAE] and Japanese Building Maintenance Association guidelines). The structure prevents brightness degradation from dust intrusion. PT-RZ570 Series ensures consistent and long-lasting image quality for up to 20,000 hours^{*6} without maintenance.

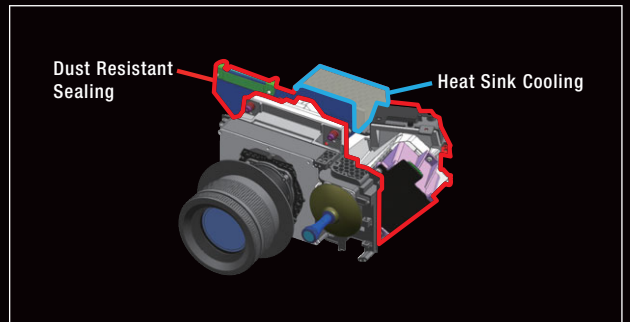


Dust-Resistant
0.15 mg/m³

No Maintenance
20,000 HOURS

Efficient Cooling System

Heat-pipe cooling for the laser light source and a heavy-duty heat sink for the DLP™ chip keep images crisp and bright while reducing fan speed, lowering noise levels and preventing distractions in quiet environments.



^{*4} With Dynamic Mode and Dynamic Contrast set to ON. ^{*5} This product is not a medical instrument. Do not use for actual medical diagnosis. ^{*6} Panasonic recommends cleaning or checkup at point of purchase after 20,000 hours (approximately). Light source lifetime may be reduced depending on environmental conditions. Dustproof tests are conducted to confirm operational effectiveness under conditions with 0.15 mg/m³ of particulate matter (based on tests by the American Society of Heating, Refrigerating, and Air-Conditioning Engineers [ASHRAE], and the Japanese Building Maintenance Association). Measurements are made using acceleration tests.

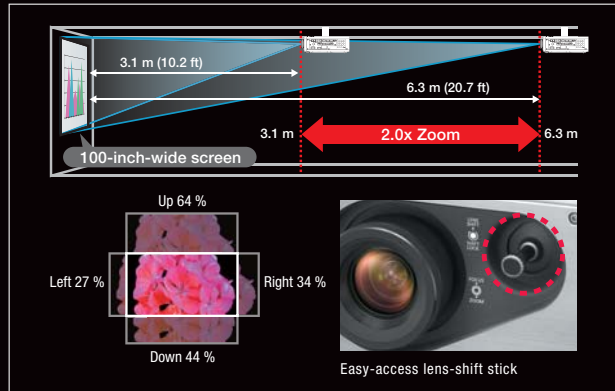
Flexible Installation in Any Venue

Versatile Wide-range 2.0x Zoom with Lens Shift

PT-RZ570

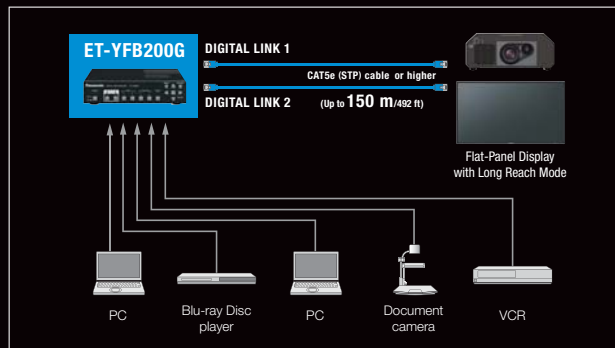
The general-purpose PT-RZ570 features a versatile 2.0x zoom and handy joystick-operated wide-range lens shift. This grants flexibility for installation in different rooms and for projection onto different screens. To produce a 100-inch-diagonal wide-screen image, projection distance extends from approximately 3.1 m (10.2 ft) to approximately 6.3 m (20.7 ft).

Note: The PT-RZ575 features a fixed-focus lens with powered lens shift.



Single-Cable DIGITAL LINK Audio-Video and Control Connection

DIGITAL LINK supports transmission of uncompressed Full HD video, audio, and control commands through a single CAT 5e or higher STP cable for distances of up to 150 m (492 ft)*. Add an optional DIGITAL LINK Switcher or Digital Interface Box to further simplify installation in large venues while reducing cost and improving reliability at the same time.



Art-Net DMX Compatible

PT-RZ570 Series is compatible with Art-Net DMX protocol for lighting management. Art-Net compatibility allows the projector to be connected to a lighting console with easy control of functions.

Fade In and Fade Out

Digital laser output power modulation technology also enables a handy Fade In/Fade Out function for a smoother presentation.

Ready for Custom Rear-Projection

PT-RZ575

Applications with Fixed Short-Throw Lens

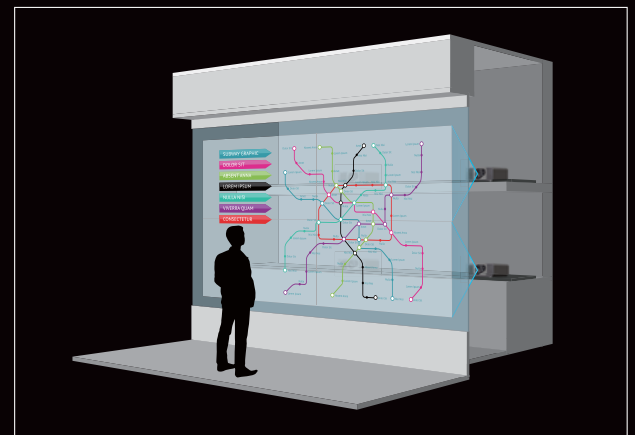
The PT-RZ575 incorporates short-throw lens intended for rear projection. The projectors combine SOLID SHINE Laser's high picture quality, reliability, and very low maintenance in a configuration that's adapted to rear-projection box-projection applications in control rooms, surveillance centers, and for roles in digital retail signage and museum or event exhibition. The projectors are ready for quick and easy multi-screen setup with Panasonic's optional and custom-fabricated Multi-Vision Box with Multi Window Processor (ET-MWP100G).

Built-in Short-Throw Lens with Powered Lens Shift

PT-RZ575

With the included lens, required projection distance is about 1.2 m (3.9 ft) to produce a 70-inch-diagonal image. For convenience in box installations, powered focus and horizontal/vertical lens-shift* adjustment is easily performed with the remote controller.

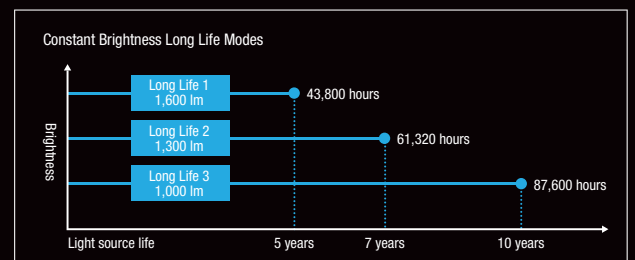
* Lens-shift function is for minor adjustment in multi-screen installations. Lens shift range differs from the PT-RZ570. Please refer to specifications for further details.



Up to 10 Years*2 Operation with Constant Brightness Modes

PT-RZ575

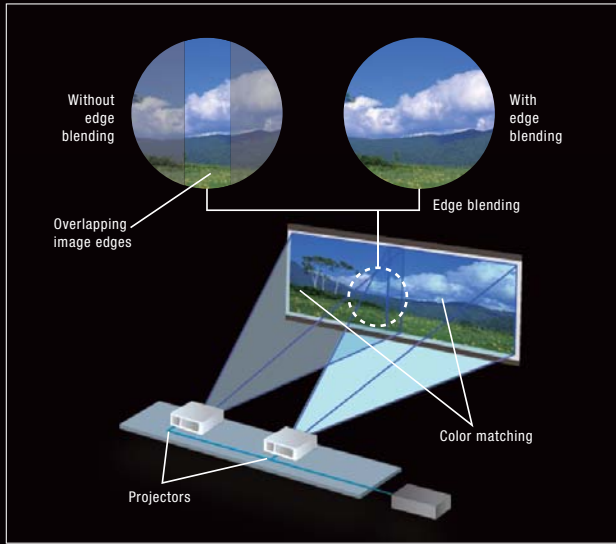
In environments where full brightness is not necessary, such as surveillance, control, and simulation rooms, constant operation modes extend light-source replacement to up to 87,600 hours*2 in Long Life 3 Mode—about 10 years of 24/7 projection—with consistent brightness and color.



*1 150 m (492 ft) transmission available only with ET-YFB200G DIGITAL LINK Switcher for signals up to 1080/60p (dot-clock frequency 148.5 MHz). *2 With Operating Mode set to Long Life 3. Long Life Mode is tested in a rear-box projection environment, which is not compliant with ASHRAE. 24 hours/day x 365 days/year x 10 years = 87,600 hours. Replacement of parts other than the light source may be required in a shorter period.

Edge Blending and Color Matching


Adjoining edges in a multi-screen system can be blended to create a smooth and seamless image. Slight variations in the color reproduction of individual projectors can be corrected in multi-screen applications.



Picture-in-Picture Capability

Two different image sources can be simultaneously displayed on a single screen: for example video via HDMI1 can be projected together with content from Computer 2 or DIGITAL LINK.

Multi-image display in Picture-in-Picture Mode



Screen Adjustment for Specially Shaped Screens

Horizontal, vertical, and corner keystone correction adjusts the image shape for clear visibility when projecting off-axis or from an unusual angle. Curved Screen Correction allows for the projection of natural, distortion-free images onto curved or cylindrical surfaces.



Images can be projected onto curved surfaces.

Vertical, Horizontal, and Corner Keystone Correction

Vertical

Horizontal

4 Corners

H Linearity

V Linearity

Curved Screen Correction

Vertical ARC

Vertical Balance


Horizontal ARC

ECO Management System

Push the ECO button on the remote control to set up Eco Management functions, including automatic brightness reduction in dim ambient conditions, and power consumption reduction when no input signal is detected.



Terminals



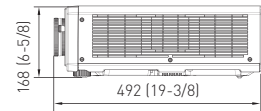
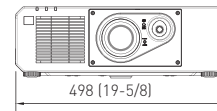
Terminal for PT-RZ570 shown.

- | | | |
|---------------------------------|------------------------------|--------------------------------------|
| 1. VIDEO IN terminal | 6. HDMI 2 IN terminal | 11. AUDIO IN 2/3 terminal |
| 2. COMPUTER 1 IN terminal | 7. LAN/DIGITAL LINK terminal | 12. AUDIO OUT terminal (Variable) |
| 3. COMPUTER 2 IN/1 OUT terminal | 8. LAN terminal | 13. USB terminal (Power supply only) |
| 4. DVI-D IN terminal | 9. AUDIO IN 1 terminal | |
| 5. HDMI 1 IN terminal | 10. SERIAL IN terminal | |

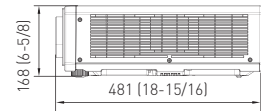
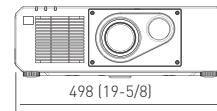
Dimensions

Unit: mm (inches)

PT-RZ570



PT-RZ575



Optional Accessories


ET-PKD120H*
Ceiling Mount Bracket
(for High Ceiling)




ET-PKD120S*
Ceiling Mount Bracket
(for Low Ceiling)




ET-YFB200G
DIGITAL LINK Switcher



ET-PKD130B*
Projector Mount Bracket



ET-YFB100G
Digital Interface Box



ET-MWP100G
Multi Window Processor



ET-SWA100 Series
Early Warning Software

Note: Part number suffix may differ depending on the license type.

ET-ADSV

D-sub/S-VIDEO Conversion Cable

For more information, please visit our global website: panasonic.net/avc/projector

* Use ET-PKD120H Ceiling Mount Bracket (for high ceiling) and ET-PKD120S Ceiling Mount Bracket (for low ceiling) in combination with ET-PKD130B Projector Mount Bracket.

Specifications

Model		PT-RZ570	PT-RZ575
Power supply		AC 100–240 V, 50/60 Hz	
Power consumption		500 W (520 VA, 100 V AC), Normal: 375 W, Eco: 350 W, Silent: 350 W, Shutter: 40 W, [Operating temperature: 25 °C (77 °F), altitude: 700 m (2,297 ft), IEC62087: 2008 Broadcast Content, Picture Mode: Standard, Dynamic Contrast: ON], 0.5 W with STANDBY MODE set to Eco*1, 10 W with STANDBY MODE set to Normal (22 W with STANDBY MODE in AUDIO SETTING set to ON and QUICK STARTUP function disabled, 50 W with QUICK STARTUP function enabled).	
DLP™ chip	Panel size	17.0 mm (0.67 inches) diagonal (16:10 aspect ratio)	
	Display method	DLP™ chip x 1, DLP™ projection system	
	Pixels	2,304,000 (1920 x 1200) x 1	
Lens		Manual zoom (x2) / manual focus (1.46–2.94:1), F 2.0–3.4, f 21.5–43.0 mm	Fixed zoom lens (throw ratio 0.8:1), powered focus F 1.75, f 11.9 mm
Light source		Laser diode (Laser class: Class 1) (Class 3R for North America) Luminance life: 20,000 hours at half luminance (Normal Mode, Temperature: 35 °C [95 °F], altitude: 700 m [2,297 ft], Dust: 0.15 mg/m³)	
Screen size (diagonal)		1.02–7.62 m (40–300 inches)	
Brightness		5,400 lm (Center)*3 / 5,200 lm*2*3	5,200 lm (Center)*3 / 5,000 lm*2*3
Center-to-corner uniformity*2		90 %	
Contrast*2		20,000:1 (Full On/Full Off, Dynamic Mode and Dynamic Contrast: ON)	
Resolution		1920 x 1200 pixels	
Scanning frequency	HDMI/DVI-D/DIGITAL LINK	fH: 27–100 kHz, fV: 24–120 Hz, dot clock: 25–162 MHz, 525i (480i)*4, 625i (576i)*4, 525p (480p), 625p (576p), 750 (720)/60p, 750 (720)/50p, 1125 (1080)/60i, 1125 (1080)/50i, 1125 (1080)/24p, 1125 (1080)/24sF, 1125 (1080)/30p, 1125 (1080)/60p, 1125 (1080)/50p, VGA (640 x 400)–WUXGA*5 (1920 x 1200), compatible with non-interlaced signals only	
	RGB	fH: 15–100 kHz, fV: 24–120 Hz, dot clock: 20–162 MHz	
	YPbPr (YCbCr)	fH: 15.73 kHz, fV: 59.94 Hz [525i (480i)], fH: 15.63 kHz, fV: 50 Hz [625i (576i)], fH: 31.50 kHz, fV: 60 Hz [525p (480p)], fH: 31.25 kHz, fV: 50 Hz [625p (576p)], fH: 45.00 kHz, fV: 60 Hz [750 (720)/60p], fH: 37.50 kHz, fV: 50 Hz [750 (720)/50p], fH: 33.75 kHz, fV: 60 Hz [1125 (1080)/60i], fH: 28.13 kHz, fV: 50 Hz [1125 (1080)/50i], fH: 28.13 kHz, fV: 25 Hz [1125 (1080)/25p], fH: 27.00 kHz, fV: 24 Hz [1125 (1080)/24p], fH: 27.00 kHz, fV: 48 Hz [1125 (1080)/24sF], fH: 33.75 kHz, fV: 30 Hz [1125 (1080)/30p], fH: 67.50 kHz, fV: 60 Hz [1125 (1080)/60p], fH: 56.25 kHz, fV: 50 Hz [1125 (1080)/50p]	
	Video	fH: 15.73 kHz, fV: 59.94 Hz (NTSC/NTSC4.43/PAL-M/PAL60), fH: 15.63 kHz, fV: 50 Hz (PAL/PAL-N/SECAM)	
Optical axis shift*6	Vertical (from center of screen)	+6.4 %, -4.4 % (manual)	±4.4 % (powered)
	Horizontal (from center of screen)	+3.4 %, -2.7 % (manual)	±2.1 % (powered)
Keystone correction range		Vertical: ±40 °, Horizontal: ±20 ° (Up to a total of ±60 ° during simultaneous horizontal and vertical correction)	Vertical: ±25 °, Horizontal: ±20 ° (Up to a total of ±45 ° during simultaneous horizontal and vertical correction)
Installation		Ceiling/floor, front/rear, free 360 ° installation	
Terminals	HDMI IN	HDMI 19-pin x 2 (Deep Color, compatible with HDCP), Audio signal: Linear PCM (Sampling frequency: 48 kHz/44.1 kHz/32 kHz)	
	DVI-D IN	DVI-D 24-pin x 1 (DVI 1.0 compliant, compatible with HDCP, compatible with single link only)	
	COMPUTER 1 IN	D-sub HD 15-pin (female) x 1 (RGB/YPbPr/YCbCr/YC)	
	COMPUTER 2 IN/1 OUT	D-sub HD 15-pin (female) x 1 (RGB/YPbPr/YCbCr)	
	VIDEO IN	Pin jack x 1 (composite video)	
	AUDIO IN 1	Pin jack x 2 (L, R)	
	AUDIO IN 2/3	M3 x 1 / M3 x 1	
	AUDIO OUT	M3 x 1 (variable)	
	SERIAL IN	D-sub 9-pin (female) x 1 for external control (RS-232C compliant)	
	LAN	RJ-45 x 1 for network connection, 10Base-T/100Base-TX, compatible with Art-Net, compliant with PLink™ (Class 1)	
DIGITAL LINK	RJ-45 x 1 for network/DIGITAL LINK connection (video/audio/network/serial control), 100BASE-TX, compatible with Art-Net, Deep Color, HDCP, compliant with PLink™ (Class 1)		
USB	Type A x 1: DC output for power supply (DC 5 V, max. 900 mA)		
Cabinet materials		Molded plastic	
Dimensions (W x H x D)		498 x 168*8 x 492 mm (19 5/8" x 6 5/8" x 19 3/8")	498 x 168*8 x 481 mm (19 5/8" x 6 5/8" x 18 15/16")
Weight*7		Approximately 16.3 kg (35.9 lbs)	Approximately 16.6 kg (36.6 lbs)
Operation noise*2		28 dB (Silent Mode), 33 dB (Normal/Eco Mode)	
Operating environment		Operating temperature: 0–45 °C (32–113 °F)*9, operating humidity: 10–80 % (no condensation)	
Supplied accessories		Power cord with secure lock x 1 (x 2 for EU models), wireless remote control unit x 1, batteries for remote control (R03/AAA or LR03/AAA type x 2), software CD-ROM (Logo Transfer Software, Multi Monitoring & Control Software x 1)	

*1 When Standby Mode is set to Eco, network functions such as power on over LAN will not operate. *2 Measurement, measuring conditions, and method of notation all comply with ISO/IEC 21118: 2012 international standards *3 With operation mode set to Normal. *4 Only compatible with dot clock frequency of 27 MHz (pixel repetition signal). *5 WUXGA resolution supports CVT-RB signals (WUXGA60RB) and CVT (WUXGA60/WUXGA50) signals. *6 When installed on the floor, upper side and right side facing toward the screen are "+". When installed on the ceiling, bottom side and left side are "+". *7 Average value. May differ depending on the actual unit. *8 With legs at shortest position. *9 The operating environment temperature should be between 0 °C (32 °F) and 40 °C (104 °F) when the projector is used at altitudes between 1,400 m (4,593 ft) and 4,200 m (13,780 ft) above sea level. When [PROJECTOR SETUP] menu > [ECO MANAGEMENT] > [OPERATING MODE] is set to [ECO] or [SILENT], the projector cannot be used at an altitude of 2,700 m (8,858 ft) or higher above sea level. When using the projector at an altitude lower than 2,700 m (8,858 ft) above sea level and the operating environment temperature is 35 °C (95 °F) or higher, light output may be reduced to protect the projector. When using the projector at altitudes between 2,700 m (8,858 ft) and 4,200 m (13,780 ft) and the operating environment temperature is 25 °C (77 °F) or higher, light output may be reduced to protect the projector.

Projection distance

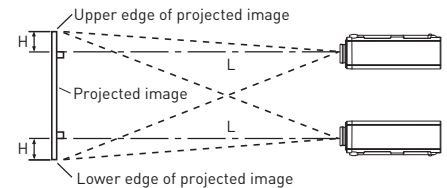
Unit: meters [feet]

PT-RZ570 (16:10 aspect ratio)

Projection image size	Projection distance (L)		Height from the edge of screen to center of lens (H)	
	min.	max.		
1.02 (40")	1.22 [4.02]	2.51 [8.24]	-0.08 – 0.51	[-0.26 – 1.67]
1.27 (50")	1.54 [5.07]	3.15 [10.33]	-0.09 – 0.63	[-0.30 – 2.07]
1.52 (60")	1.86 [6.12]	3.78 [12.43]	-0.11 – 0.76	[-0.36 – 2.49]
1.78 (70")	2.18 [7.17]	4.42 [14.52]	-0.13 – 0.89	[-0.43 – 2.92]
2.03 (80")	2.50 [8.22]	5.06 [16.61]	-0.15 – 1.01	[-0.49 – 3.31]
2.29 (90")	2.82 [9.27]	5.70 [18.71]	-0.17 – 1.14	[-0.56 – 3.74]
2.54 (100")	3.14 [10.32]	6.34 [20.80]	-0.19 – 1.27	[-0.62 – 4.17]
3.05 (120")	3.78 [12.42]	7.61 [24.98]	-0.23 – 1.52	[-0.75 – 4.99]
3.81 (150")	4.74 [15.57]	9.53 [31.26]	-0.28 – 1.90	[-0.92 – 6.23]
5.08 (200")	6.34 [20.82]	12.72 [41.73]	-0.38 – 2.53	[-1.25 – 8.30]
6.35 (250")	7.94 [26.07]	15.91 [52.20]	-0.47 – 3.16	[-1.54 – 10.37]
7.62 (300")	9.54 [31.32]	19.10 [62.66]	-0.57 – 3.80	[-1.87 – 12.47]

PT-RZ575 (16:10 aspect ratio)

Projection image size	Projection distance (L)		Height from the edge of screen to center of lens (H)	
	min.			
1.02 (40")	0.65 [2.14]		-0.26 – 0.28	[-0.85 – 0.92]
1.27 (50")	0.83 [2.71]		-0.32 – 0.35	[-1.05 – 1.15]
1.52 (60")	1.00 [3.29]		-0.39 – 0.42	[-1.28 – 1.38]
1.78 (70")	1.18 [3.86]		-0.45 – 0.49	[-1.48 – 1.61]
2.03 (80")	1.35 [4.43]		-0.51 – 0.56	[-1.67 – 1.84]
2.29 (90")	1.53 [5.01]		-0.58 – 0.63	[-1.90 – 2.07]
2.54 (100")	1.70 [5.58]		-0.64 – 0.70	[-2.10 – 2.30]
3.05 (120")	2.05 [6.73]		-0.77 – 0.84	[-2.53 – 2.76]
3.81 (150")	2.58 [8.45]		-0.97 – 1.05	[-3.18 – 3.44]
5.08 (200")	3.45 [11.33]		-1.29 – 1.41	[-4.23 – 4.63]
6.35 (250")	4.33 [14.20]		-1.61 – 1.76	[-5.28 – 5.77]
7.62 (300")	5.20 [17.07]		-1.93 – 2.11	[-6.33 – 6.92]



Panasonic®



For more information about Panasonic projectors, please visit:
 Projector Global Website – panasonic.net/avc/projector
 Facebook – www.facebook.com/panasonicprojector
 YouTube – www.youtube.com/user/PanasonicProjector

Weights and dimensions shown are approximate. Specifications and appearance are subject to change without notice. Product availability differs depending on region and country. This product may be subject to export control regulations. DLP, DLP logo and DLP Medallion logo are trademarks or registered trademarks of Texas Instruments. The projection distances and throw ratios given in this leaflet are for use only as guidelines. For more detailed information, please consult the dealer from whom you are purchasing the product. The PLink trademark is an application trademark in Japan, the United States, and other countries and regions or registered trademarks. HDMI, the HDMI Logo, and High-Definition Multimedia Interface are trademarks or registered trademarks of HDMI Licensing LLC in the United States and other countries. All other trademarks are the property of their respective trademark owners. Projection images simulated. 36 USC 220506 © 2016 Panasonic Corporation. All rights reserved.

All information included here is valid as of September 2016.

PT-RZ570series_G1 Printed in Japan.